

Sonaris™

Perforated acoustic laminated finishes

Data sheet

Description.

Sonaris™ a revolutionary perforated glass mat laminate finish for ceilings. Sonaris™ is designed to provide a decorative acoustically transparent laminate finish to a broad range of ceiling materials such as polyester, mineral fibre, glass fibre board, rockwool, and plasterboard. Panels can be provided at NRC 0.1 to 1.00 and CAC from 15 to 45dB. With a dual layer structure, colours can be added for effect but white on white remains the most popular option as it gives a subtle textural finish to white ceilings. Sonaris™ is manufactured in NZ, is light weight, non combustible, low in embodied energy, low VOC, easily customized, economical and made in a range of perforation patterns. Custom perforation patterns are available to order.

Application.

Sonaris™ is ideal for use as a decorative finish to acoustic ceiling panels in corporate offices, boardrooms, lobbies, retail and hospitality areas, education facilities and governmental buildings.

Composition.

Made in NZ from a proprietary Sonatex™ glass mat composite board perforated in a range of designs and laminated onto a variety of acoustic base material.

Benefits.

- Provides an attractive perforated aesthetic to various acoustical base board ceiling panels.
- Acoustically transparent, can be tuned to provide high sound absorption up to NRC 1.00 and STC to 29dB
- Available in a range of perforated designs
- Custom sizes and special perforation designs available to order
- Standard white on white finish plays on the subtle shifts in light and shadow to provide a unique aesthetic.
- Contrasting grey and black background enhances the perforated look.
- Custom RAL colours available to order
- Standard 600 x 600 or 1200 x 600 mm lay in ceiling panel format suits most projects and is fast to install
- Each panel has 8 x proprietary panel location tabs to align the perforations for a consistent aesthetic
- Prefinished, light weight, dimensionally stable.
- Cut outs for M/E services available to order
- Non combustible glass fibre composition
- Lower installation costs compared to perforated MDF and Ply panels



asona





Sonaris™

Perforated Acoustic Laminated Ceiling Tile


Data sheet




asona




Sonarís P55 -100




Sonarís FP100




Sonarís 4040H




Sonarís 4071D




Sonarís 163040R




Sonarís S4-25




Sonarís S10-100



Sonarís S7-75



Sonarís RSlot



Sonarís 250/25HB

Asona Ltd

P.O Box 96-241 Balmoral,
Auckland, New Zealand
Sales: 09 525 6575
Email: info@asona.co.nz
Web: www.asona.co.nz

Factory:
Building 14, 7 Cain Road
Penrose
Auckland, New Zealand
Tel: (09) 525 6575

ISO 9001:2008 Registered Firm No. NZ1014


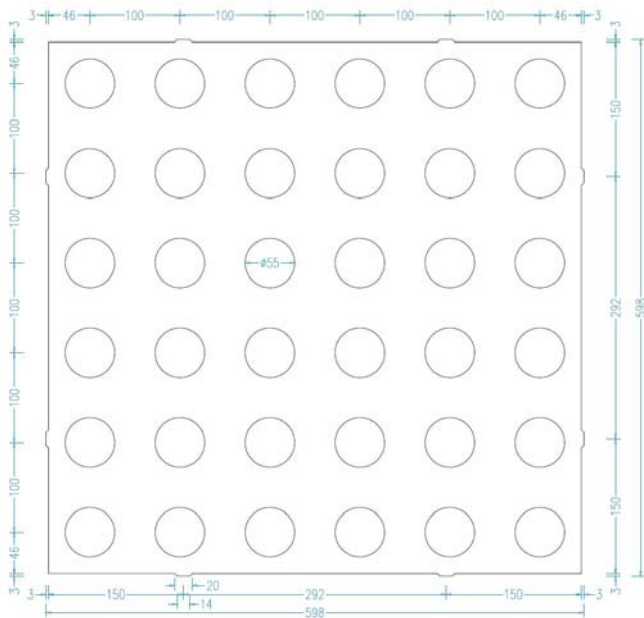
© Copyright ASONA Ltd 2017 Asona, Sonaris are trade marks of Asona Ltd
All dimensions are nominal. We reserve the right to change specifications .
Ref. Sonaris -1711 Patent No. NZ2009208100 Patent No. AU570507

Sonar^{is}™ #P55-100

Perforated acoustic ceiling panel laminate finish



asona

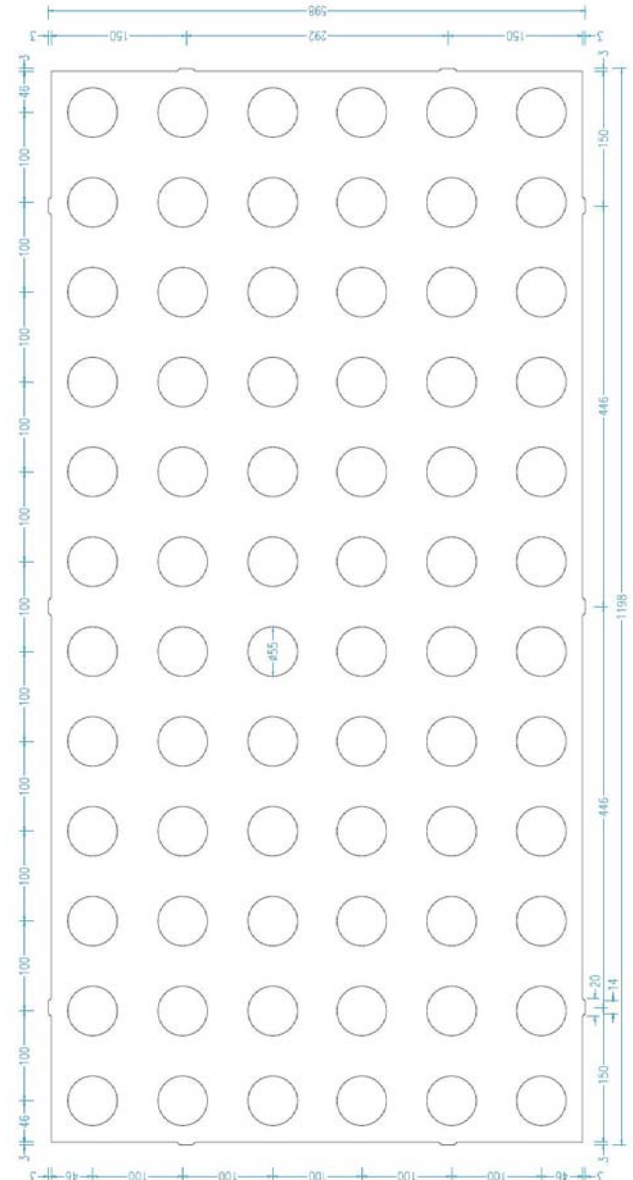


Sizes: # P55-100

600 x 600 mm or 600 x 1200 mm
55mm Ø perf @ 100mm centres.

How to select your Sonar^{is}™ laminate ceiling:

1. Select perforation panel size.
2. Select your surface colour/print (see Sonatex colour range datasheet).
3. Choose your base colour. (see Sonatex colour range datasheet).
4. Select your base panel type: Triton Range (Glass Fibre), Polyfon Range (Polyester).
5. Optional: Noise attenuation backer.



Specification:

Acoustic ceiling panel shall be Asona (Triton) (Polyfon) size: (600 x 600mm), (600 x 1200mm), with Sonar^{is}™ perforation pattern #P55-100, surface colour: (white) (other), Base colour: (white) (other), with (optional) attenuation backer, as manufactured by Asona Ltd, +64 (9) 525 6575, info@asona.co.nz.

Asona Ltd


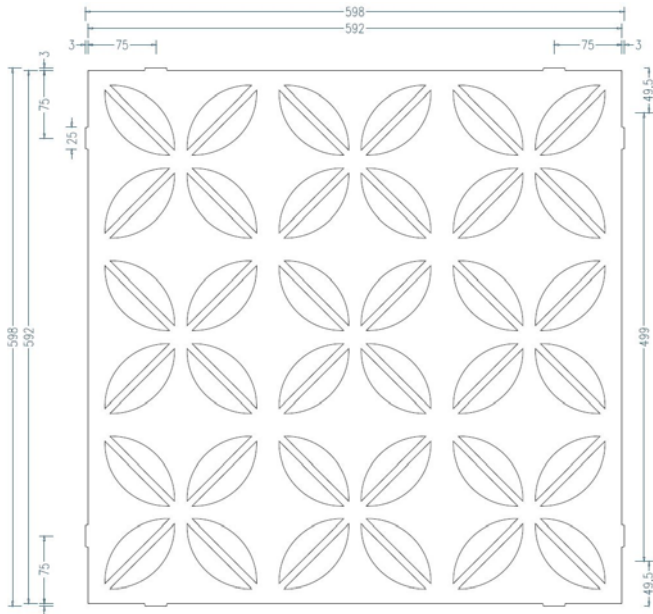
Building 14, 7 Cain Road
Penrose, Auckland, New Zealand
Tel: (09) 525 6575
Email: info@asona.co.nz
Web: www.asona.co.nz

Sonaris™ #FP100 Frangipani

Perforated acoustic ceiling panel laminate finish



asona

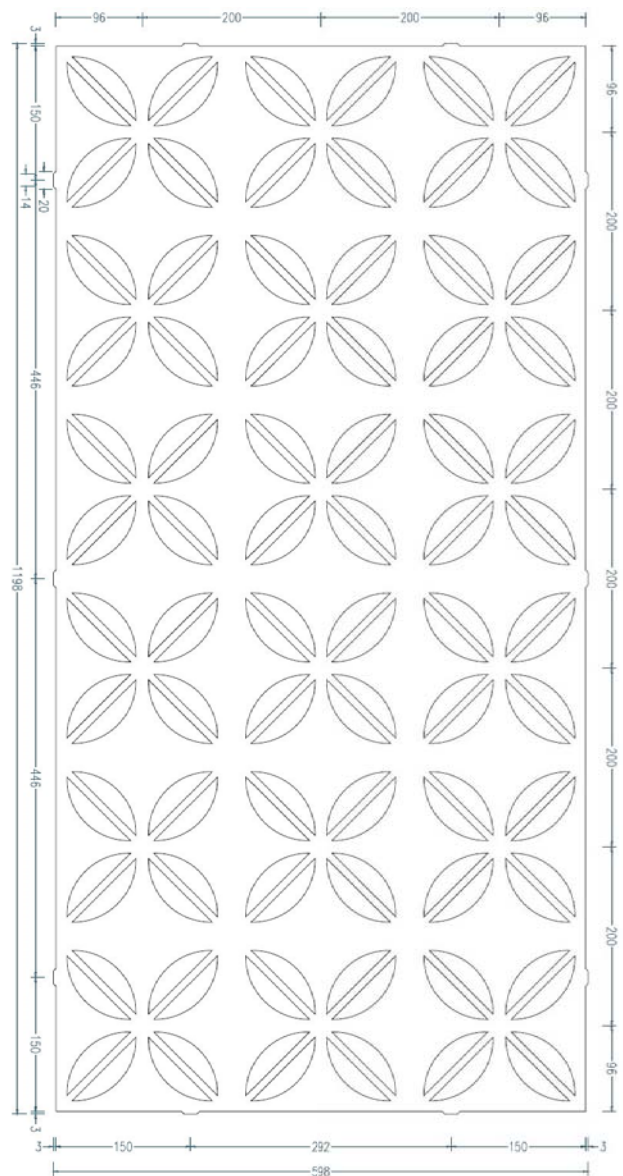


Sizes: # FP100

600 x 600 mm or 600 x 1200 mm - frangipani perforation

How to select your Sonaris™ laminate ceiling:

1. Select perforation panel size.
2. Select your surface colour/print.
3. Choose your base colour.
4. Select your base panel type: Triton Range (Glass Fibre), Polyfon Range (Polyester).
5. Optional: Noise attenuation backer.



Specification:

Acoustic ceiling panel shall be Asona (Triton) (Polyfon) size: (600 x 600mm), (600 x 1200mm), with Sonaris™ perforation pattern #FP100, surface colour: (white) (other), Base colour: (white) (other) with (optional) attenuation backer, as manufactured by Asona Ltd, +64 (9) 525 6575, info@asona.co.nz.

Asona Ltd



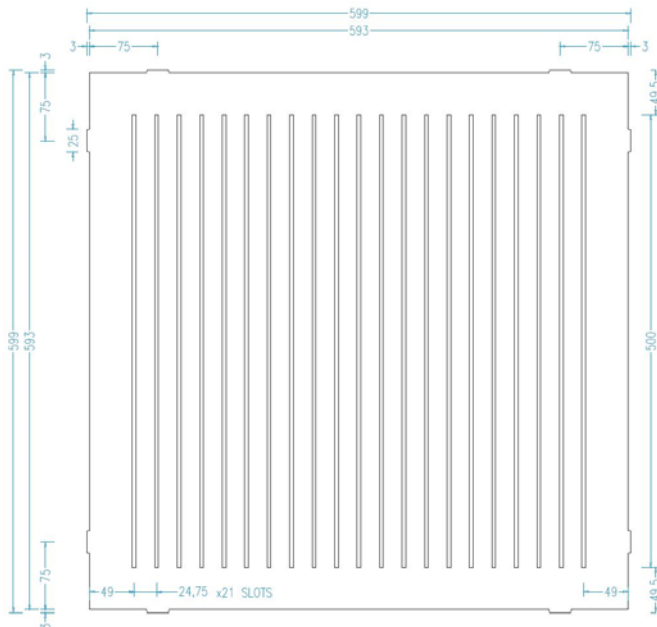
Building 14, 7 Cain Road
Penrose, Auckland, New Zealand
Tel: (09) 525 6575
Email: info@asona.co.nz
Web: www.asona.co.nz

Sonaris™ #S4-25

Perforated acoustic ceiling panel laminate finish



asona



Sizes: #S4-25

4 x 500mm slot @ 25mm centres 600 x 600mm
4 x 1100mm slot @ 25mm centres 600 x 1200mm

How to select your Sonaris™ laminate ceiling:

1. Select perforation panel size.
2. Select your surface colour/print.
3. Choose your base colour.
4. Select your base panel type: Triton Range (Glass Fibre), Polyfon Range (Polyester).
5. Optional: Noise attenuation backer.

Specification:

Acoustic ceiling panel shall be Asona (Triton) (Polyfon) size: (600 x 600mm), (600 x 1200mm), with Sonaris™ perforation pattern #S4-25, surface colour: (white) (other), Base colour: (white) (other) with (optional) attenuation backer, as manufactured by Asona Ltd, +64 (9) 525 6575, info@asona.co.nz.

Asona Ltd


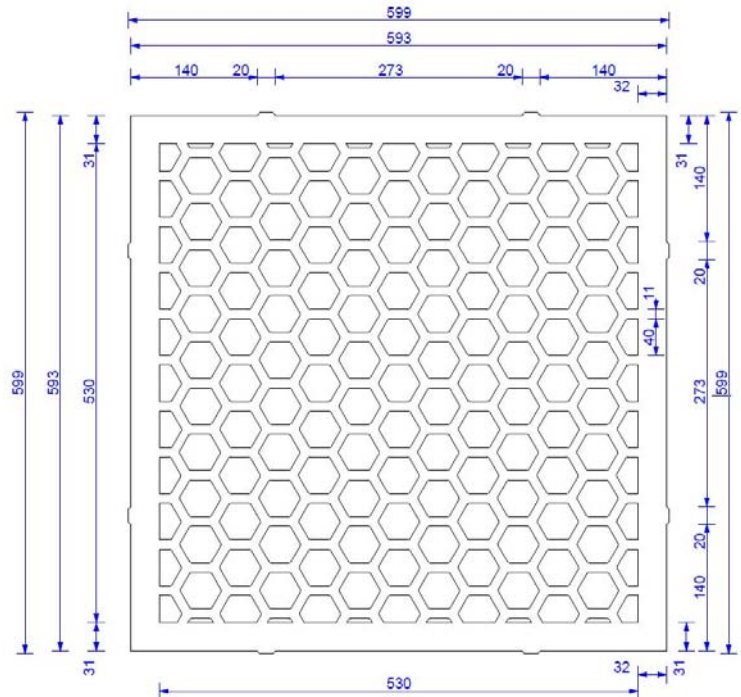
Building 14, 7 Cain Road
Penrose, Auckland, New Zealand
Tel: (09) 525 6575
Email: info@asona.co.nz
Web: www.asona.co.nz

Sonaris™ #4040H Hexagonal

Perforated acoustic ceiling panel laminate finish



asona



Sizes: #4040H

600 x 600 mm, 40 x 40 mm Hexagon Perforation

How to select your Sonaris™ laminate ceiling:

1. Select perforation panel size.
2. Select your surface colour/print.
3. Choose your base colour.
4. Select your base panel type: Triton Range (Glass Fibre), Polyfon Range (Polyester).
5. Optional: Noise attenuation backer.

Specification:

Acoustic ceiling panel shall be Asona (Triton) (Polyfon) size: (600 x 600mm), with Sonaris™ perforation pattern #4040H, surface colour: (white) (other), Base colour: (white) (other) with (optional) attenuation backer, as manufactured by Asona Ltd, +64 (9) 525 6575, info@asona.co.nz.

Asona Ltd



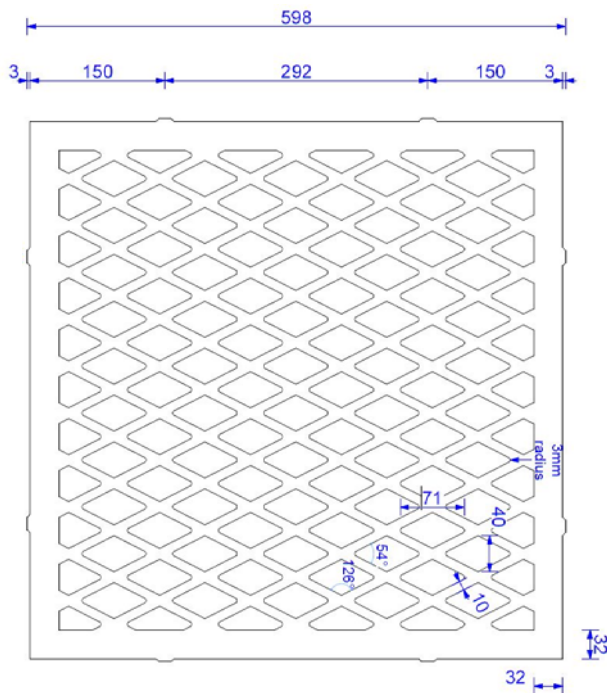
Building 14, 7 Cain Road
Penrose, Auckland, New Zealand
Tel: (09) 525 6575
Email: info@asona.co.nz
Web: www.asona.co.nz

Sonaris™ #4071D Diamond

Perforated acoustic ceiling panel laminate finish



asona



Sizes: #4071D

600 x 600 mm or 600 x 1200 mm - Diamond Perforation

How to select your Sonaris™ laminate ceiling:

1. Select perforation panel size.
2. Select your surface colour/print.
3. Choose your base colour.
4. Select your base panel type: Triton Range (Glass Fibre), Polyfon Range (Polyester).
5. Optional: Noise attenuation backer.

Specification:

Acoustic ceiling panel shall be Asona (Triton) (Polyfon) size: (600 x 600mm), (600 x 1200mm), with Sonaris™ perforation pattern #4071D, surface colour: (white) (other), Base colour: (white) (other) with (optional) attenuation backer, as manufactured by Asona Ltd, +64 (9) 525 6575, info@asona.co.nz.

Asona Ltd


Building 14, 7 Cain Road
Penrose, Auckland, New Zealand
Tel: (09) 525 6575
Email: info@asona.co.nz
Web: www.asona.co.nz

Sonaris™ #250/25HB

Perforated acoustic ceiling panel laminate finish



asona

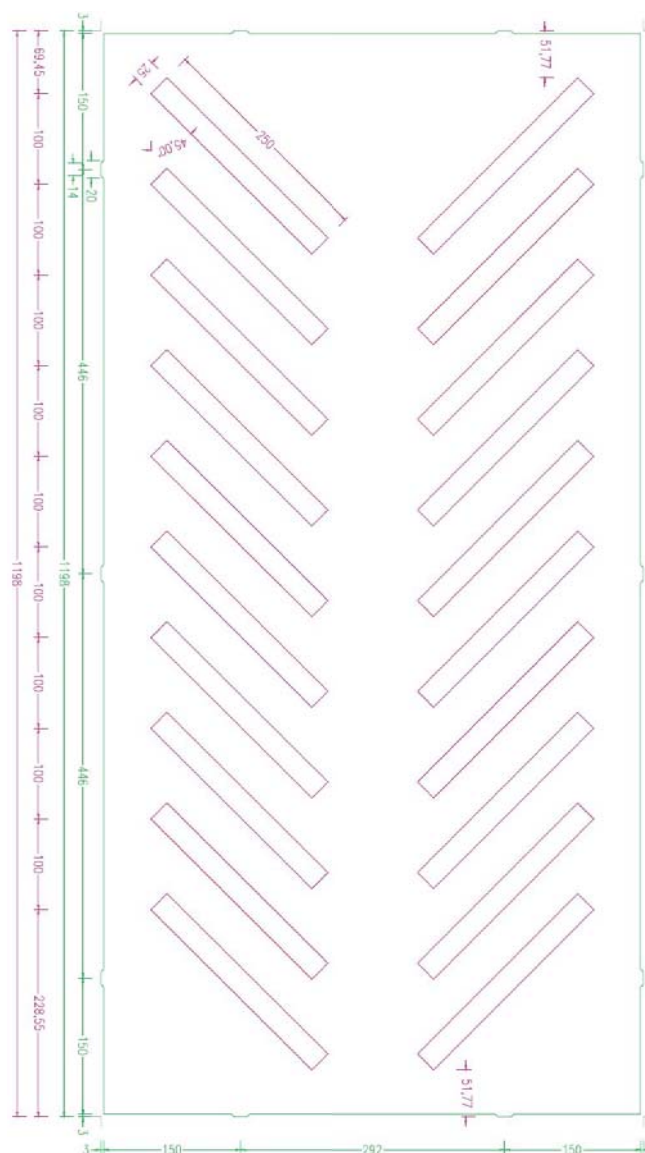


Sizes: #250/25HB

600 x 1200 mm , 250 x 25mm Herringbone slot perforation

How to select your Sonaris™ laminate ceiling:

1. Select perforation panel size.
2. Select your surface colour/print.
3. Choose your base colour.
4. Select your base panel type: Triton Range (Glass Fibre), Polyfon Range (Polyester).
5. Optional: Noise attenuation backer.



Specification:

Acoustic ceiling panel shall be Asona (Triton) (Polyfon) size: (600 x 1200mm), with Sonaris™ perforation pattern #250/25HB, surface colour: (white) (other), Base colour: (white) (other) with (optional) attenuation backer, as manufactured by Asona Ltd, +64 (9) 525 6575, info@asona.co.nz.

Asona Ltd


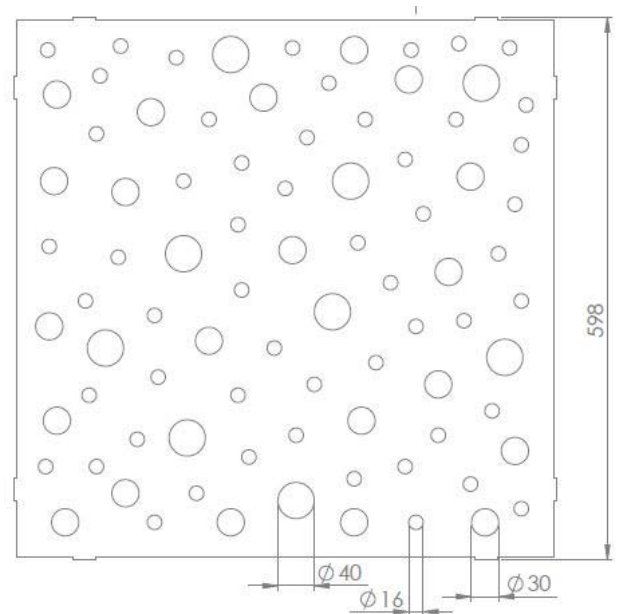
Building 14, 7 Cain Road
Penrose, Auckland, New Zealand
Tel: (09) 525 6575
Email: info@asona.co.nz
Web: www.asona.co.nz

SonarTM #163040R

Perforated acoustic ceiling panel laminate finish



asona



Sizes: #163040R

600 x 600 mm, 16/30/40mm random hole perforation

How to select your SonarTM laminate ceiling:

1. Select perforation panel size.
2. Select your surface colour/print.
3. Choose your base colour.
4. Select your base panel type: Triton Range (Glass Fibre), Polyfon Range (Polyester).
5. Optional: Noise attenuation backer.

Specification:

Acoustic ceiling panel shall be Asona (Triton) (Polyfon) size: (600 x 600mm), with SonarTM perforation pattern #163040R, surface colour: (white) (other), Base colour: (white) (other) with (optional) attenuation backer, as manufactured by Asona Ltd, +64 (9) 525 6575, info@asona.co.nz.

Asona Ltd


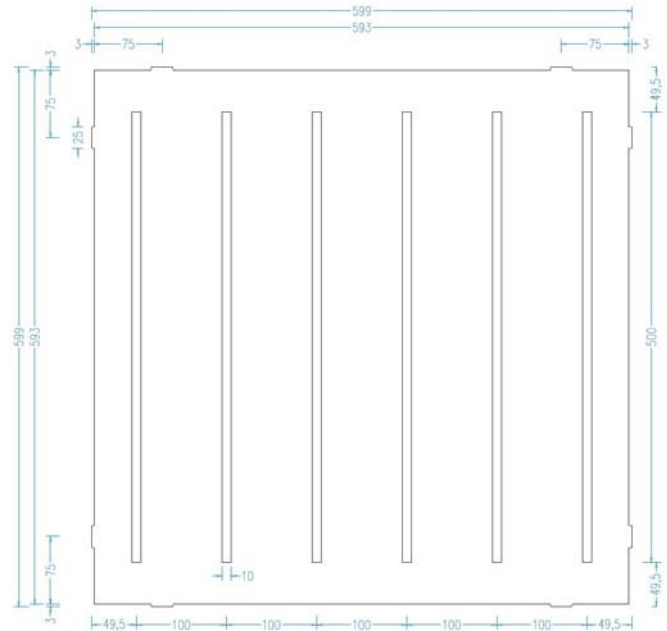
Building 14, 7 Cain Road
Penrose, Auckland, New Zealand
Tel: (09) 525 6575
Email: info@asona.co.nz
Web: www.asona.co.nz

Sonaris™ #S10-100

Perforated acoustic ceiling panel laminate finish



asona



Sizes: #S10-100

600 x 600 mm, 10 x 100mm Slot perforation

How to select your Sonaris™ laminate ceiling:

1. Select perforation panel size.
2. Select your surface colour/print.
3. Choose your base colour.
4. Select your base panel type: Triton Range (Glass Fibre), Polyfon Range (Polyester).
5. Optional: Noise attenuation backer.

Specification:

Acoustic ceiling panel shall be Asona (Triton) (Polyfon) size: (600 x 600mm), with Sonaris™ perforation pattern #S10-100, surface colour: (white) (other), Base colour: (white) (other) with (optional) attenuation backer, as manufactured by Asona Ltd, +64 (9) 525 6575, info@asona.co.nz.

Asona Ltd


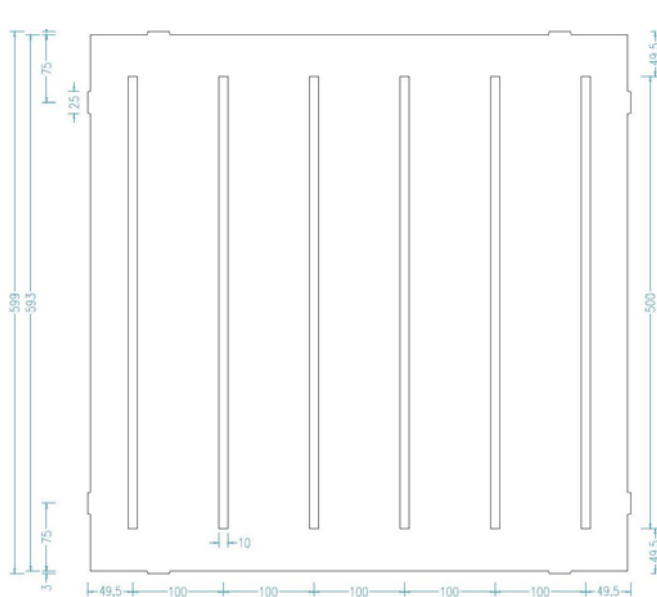
Building 14, 7 Cain Road
Penrose, Auckland, New Zealand
Tel: (09) 525 6575
Email: info@asona.co.nz
Web: www.asona.co.nz

Sonaris™ #S7-75

Perforated acoustic ceiling panel laminate finish



asona

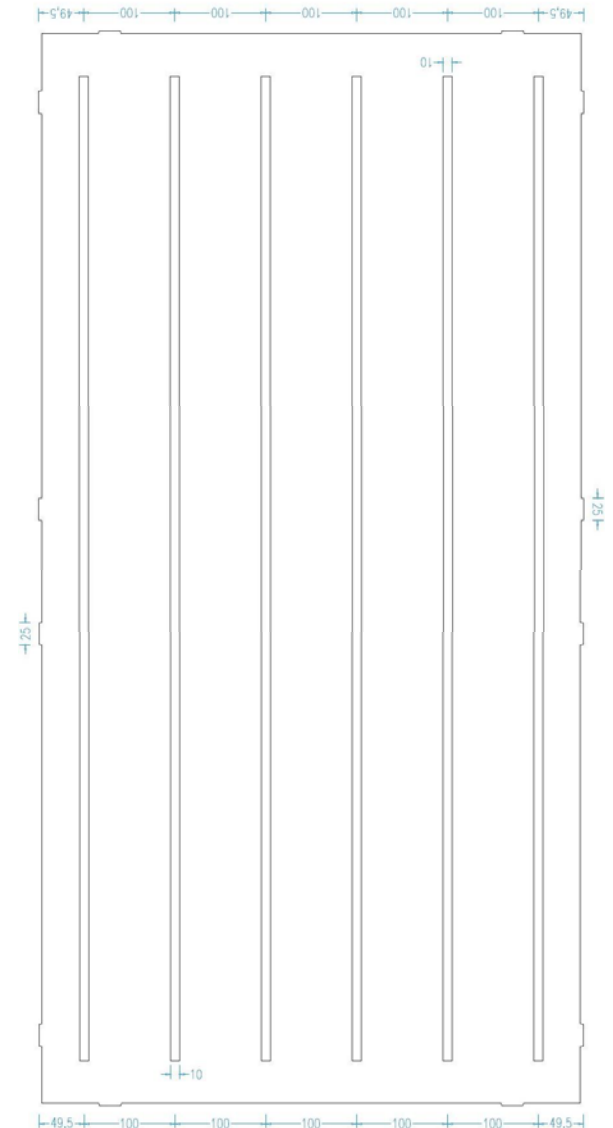


Sizes: #S7-75

600 x 600 mm, 600 x 1200mm, 7 x 75mm slot perforation.

How to select your Sonaris™ laminate ceiling:

1. Select perforation panel size.
2. Select your surface colour/print.
3. Choose your base colour.
4. Select your base panel type: Triton Range (Glass Fibre), Polyfon Range (Polyester).
5. Optional: Noise attenuation backer.



Specification:

Acoustic ceiling panel shall be Asona (Triton) (Polyfon) size: (600 x 600mm), (600 x 1200mm), with Sonaris™ perforation pattern #S7-75, surface colour: (white) (other), Base colour: (white) (other) with (optional) attenuation backer, as manufactured by Asona Ltd, +64 (9) 525 6575, info@asona.co.nz.

Asona Ltd

Building 14, 7 Cain Road
Penrose, Auckland, New Zealand
Tel: (09) 525 6575
Email: info@asona.co.nz




9001:2008 Registered Firm No. NZ1014 © Copyright ASONA Ltd 2017
Asona, Sonatex, Sonaris are trade marks of Asona Ltd. All dimensions are nominal. We reserve the right to change specifications.
Ref. Sonaris #S7-75-1710 Patent No. NZ2009208100 Patent No. AU570507

Sonaris™ #RSlot Perforated Facing

Perforated acoustic ceiling panel laminate finish



asona



Sizes: # RSlot

600 x 600mm, 600 x 1200mm, 1200 x 1200mm
10 x 150mm random slot perforation.

How to select your Sonaris™ laminate ceiling:

1. Select perforation panel size.
2. Select your surface colour/print.
3. Choose your base colour.
4. Select your base panel type: Triton Range (Glass Fibre), Polyfon Range (Polyester).
5. Optional: Noise attenuation backer.

Specification:

Acoustic ceiling panel shall be Asona (Triton) (Polyfon) size: (600 x 600mm), (600 x 1200mm), (1200 x 1200mm) with Sonaris™ perforation pattern #RSlot, surface colour: (white) (other), Base colour: (white) (other) with (optional) attenuation backer, as manufactured by Asona Ltd, +64 (9) 525 6575, info@asona.co.nz.

Asona Ltd

Building 14, 7 Cain Road
Penrose, Auckland, New Zealand
Tel: (09) 525 6575
Email: info@asona.co.nz
Web: www.asona.co.nz

Colour & Print Finishes


Colours, textures and print swatches




asona

These Sonatex ceiling panel finishes are designed for Asona's Triton & Polyfon ceiling panels. Please specify the finish code on your drawings and contract documentation. NB: Minimum quantity is 50m² and set up charges apply, for non stocked colours, please consult with Asona. All colours subject to stock availability at time of order.


SHADES OF GREY...




A180 White




RAL 7040 Grey




RAL 7030 Grey



RAL 9002



RAL 7045 Grey



RAL 9011 Black

WOOD FROM THE TREES...



Wood print over RAL 1014



Wood print over RAL 1013



Wood print over RAL 8019

AU NATURALS...



RAL 1000 Puka Green



RAL 4009 Egmont Grey




RAL 1001 Taupo Clay



RAL 1015 Oyster Bay



RAL 9018 Porirua Mist



RAL 3012 Flax Seed

Colour & Print Finishes

Colours, textures and print swatches



asona

GO BOLD OR GO HOME...



RAL 1018 Zinc yellow



RAL 2009 Traffic Orange




RAL 3020 Traffic red




RAL 6032 Traffic Green



RAL 6027 Aqua



RAL 3060 Blue



RAL 1004 Gold



RAL 3060 Ivory

TEXTURAL RETREAT...



Wood Wool print over RAL 7040



A700 Plaster